



SPECIALTY WAREHOUSE INC., DBA:

DEK-ING

WWW.DEK-ING.COM

EMAIL: METALDECKING@GMAIL.COM

**888 CARDEN STREET
SAN LEANDRO, CA 94577
PHONE : (510) 553-0875 ≡ FAX: (510)553-9843**

**888 CARDEN STREET
SAN LEANDRO, CA 94577
PHONE : (510) 553-0875 ≡ FAX: (510)553-9843**



Table of Contents

Galvanized Floor Profiles

B Formlok	2
W2 Formlok	2
W3 Formlok	2
N24 (N Formlok)	2
N3	2
Deep Vercor	3
Shallow Vercor	3

Galvanized Structural Roof Profiles

HSB 36 Roof Deck.....	3
N-24/PLN-24.....	3
HSN 3 Roof Deck.....	3

Roof & Siding Profiles

Deep Vercor	3
Shallow Vercor	3
7/8" Corrugated.....	4
1/2" Corrugated.....	4
HR-36 7.2 Rib Panel	5
Reverse Box Rib	5
HSB-30 Painted White/Primed Grey Underside	5
'R' Panel.....	6
3/4" 'U' Panel	6
1/4" Corrugated.....	7

Aluminum Roof & Siding Profiles

4" Rib.....	8
V-Beam.....	8
7/8" Corrugated.....	8

Stock Painted or Primed Profiles

'R' Panel	6
HSB-30 Painted White/Primed Grey Underside	5

Galvanized Cee and Zee Purlins.....	9
-------------------------------------	---

Edge Form & Angles for Steel Deck.....	10
--	----

Sheet Metal & Angles for Steel Deck	11
---	----

Foam Plugs	11
------------------	----

Foam Closures	12
---------------------	----

Screws & Fasteners	13
--------------------------	----



STOCK GALVANIZED FLOOR DECK PROFILES.

Gage	Weight		Section Properties			Profile (dimensions in inches)	PROFILES & PROPERTIES Type
	Galv.	Phos./ Painted	Per ft (m) of width				
			I	+S	-S		
Psf <i>N/m²</i>	psf <i>N/m²</i>	in. ⁴ <i>mm⁴</i>	in. ³ <i>mm³</i>	in. ³ <i>mm³</i>			
22	1.69	1.69	0.177	0.176	0.188		B FORMLOK™
20	2.03	2.03	0.219	0.230	0.237		
18	2.67	2.67	0.302	0.314	0.331		
16	3.33	3.33	0.381	0.399	0.410		
						<i>LENGTHS AVAILABLE BETWEEN 1-32'</i>	
20	1.94	1.94	0.422	0.323	0.333		W2 FORMLOK™
18	2.44	2.44	0.564	0.471	0.481		
16	3.05	3.05	0.707	0.623	0.638		
						<i>LENGTHS AVAILABLE BETWEEN 1-32'</i>	
20	2.03	2.03	0.907	0.510	0.528		W3 FORMLOK™
18	2.67	2.67	1.213	0.752	0.768		
16	3.33	3.33	1.516	0.968	0.966		
						<i>LENGTHS AVAILABLE BETWEEN 1-32'</i>	
18	3.35	3.4	1.146	0.664	0.737		N24 FORMLOK™
						<i>LENGTHS AVAILABLE BETWEEN 1-32'</i>	
18	3.1	3.1	1.229	0.671	0.722		N3 FORMLOK™
16	3.9	3.9	1.571	0.883	0.932		
						<i>LENGTHS AVAILABLE BETWEEN 1-32'</i>	



STOCK GALVANIZED STRUCTURAL ROOF PROFILES.

Gage	Weight		Section Properties			Profile (dimensions in inches)	PROFILES & PROPERTIES	
	Galv.	Phos./ Painted	Per ft (m) of width					Type
			I	+S	-S			
	Psf <i>N/m²</i>	Psf <i>N/m²</i>	in.⁴ <i>mm⁴</i>	in.³ <i>mm³</i>	in.³ <i>mm³</i>			
22	1.69	1.8	0.175	0.187	0.198	<p>LENGTHS AVAILABLE BETWEEN 1-32'</p>	DECK HSB-36 ROOF	
20	2.03	2.2	0.216	0.235	0.248			
18	2.67	2.8	0.302	0.322	0.335			
16	3.33	3.4	0.377	0.411	0.417			
18	3.35	3.4	1.223	0.731	0.776		N-24 ROOF DECK	
16	4.17	4.1	1.647	0.950	1.005			
18	3.31	3.31	1.229	0.671	0.722		HSN3 ROOF DECK	
16	3.9	3.9	1.570	0.883	.932			
26	1.04		0.073	0.099	0.103		DEEP VERCOR™	
22	1.64		0.123	0.175	0.174			
20	1.95		0.143	0.207	0.206			
20	1.80		0.027	0.087	0.087		SHALLOW VERCOR™	
22	1.57		0.023	0.074	0.074			



SPECIALTY WAREHOUSE INC., DBA:

DEK-ING

Dek-Ing • In-Stock Materials Catalog 2022

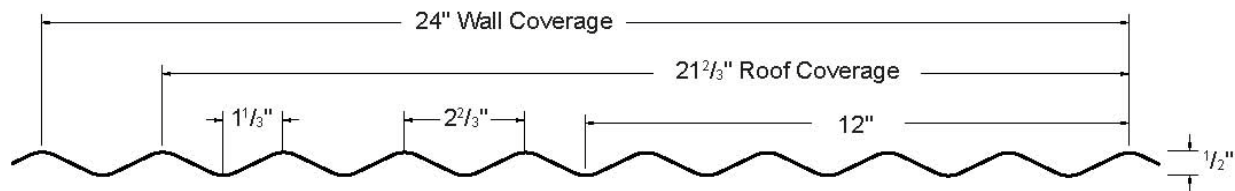
·ROOFING & SIDING PROFILES·**7/8" Corrugated****ROOF PANEL****WALL PANEL**

AVAILABLE IN LENGTHS BETWEEN 1-30'

FINISH: GALVALUME OR ZINCALUME

GAGE	YIELD KSI	WEIGHT PSF	TOP IN COMPRESSION		BOTTOM IN COMPRESSION	
			Ixx in ⁴ /ft	Sxx in ³ /ft	Ixx in ⁴ /ft	Sxx in ³ /ft
20ga	33	2.11	0.0525	0.1234	0.0525	0.1234
24ga	50	1.33	0.081	0.0338	0.081	0.0338
22ws*		1.73	0.0450	0.1029	0.0450	0.0450

*Weathering Steel no coating will rust

1/2" Corrugated

AVAILABLE IN LENGTHS BETWEEN 1-26'

FINISH: GALVALUME OR GALVANIZED

GAGE	YIELD KSI	WEIGHT PSF	TOP IN COMPRESSION		BOTTOM IN COMPRESSION	
			Ixx in ⁴ /ft	Sxx in ³ /ft	Ixx in ⁴ /ft	Sxx in ³ /ft
24 ga	50	1.03	0.0080	0.0308	0.0080	0.0308

DEK-ING

888 CARDEN ST, SAN LEANDRO, CA 94577

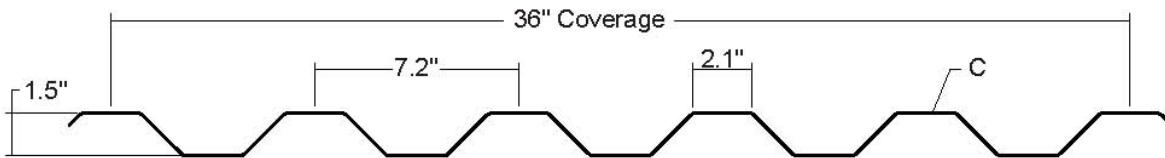
PH: 510-553-0875 • FX: 510-553-9843 • WWW.DEK-ING.COM • METALDECKING@GMAIL.COM



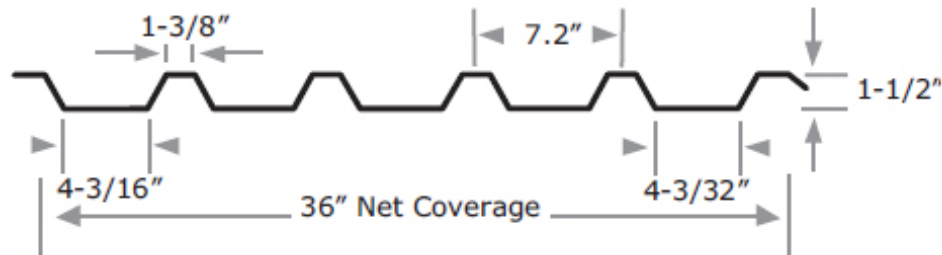
SPECIALTY WAREHOUSE INC., DBA:

DEK-ING

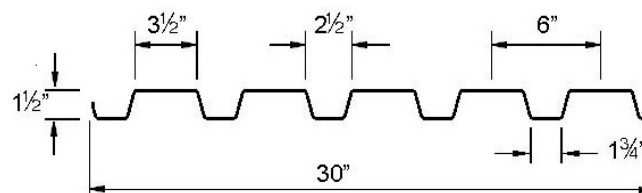
Dek-Ing • In-Stock Materials Catalog 2022

·STOCK GALVALUME ROOF AND SIDING PROFILES·**HR-36 / 1C72**

GAGE	YIELD KSI	WEIGHT PSF	TOP IN COMPRESSION		BOTTOM IN COMPRESSION	
			Ixx in ⁴ /ft	Sxx in ³ /ft	Ixx in ⁴ /ft	Sxx in ³ /ft
20 ga	50	1.81	0.1733	0.2205	0.1733	0.1951
24 ga	50	1.19	0.1013	0.1216	0.0997	0.1084
18ga		2.46	0.2633	0.3264	0.1964	0.2721
18ptd		2.46	0.2633	0.3264	0.1964	0.2721

Reversed Box Rib

GAGE	YIELD KSI	WEIGHT PSF	TOP IN COMPRESSION		BOTTOM IN COMPRESSION	
			Ixx in ⁴ /ft	Sxx in ³ /ft	Ixx in ⁴ /ft	Sxx in ³ /ft
18 ga		2.37	0.2500	0.2590	0.2100	0.2507

HSB-30 PRIME PAINTED WHITE BOTH SIDES

GAGE	YIELD KSI	WEIGHT PSF	TOP IN COMPRESSION			BOTTOM IN COMPRESSION		
			Ixx in ⁴ /ft	Sxx in ³ /ft	Ma (k-in)	Ixx in ⁴ /ft	Sxx in ³ /ft	Ma (k-in)
18GA	80	2.8	0.302	0.322	-	0.302	0.335	-

DEK-ING

888 CARDEN ST, SAN LEANDRO, CA 94577

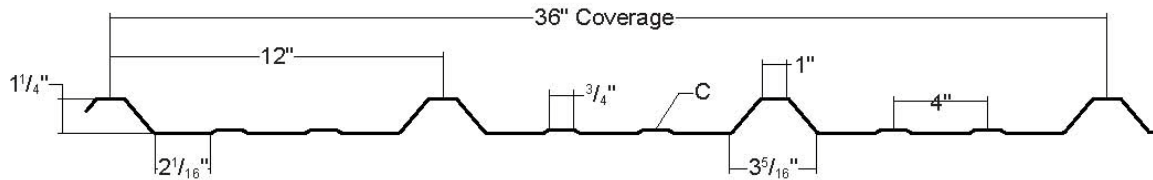
PH: 510-553-0875 • FX: 510-553-9843 • WWW.DEK-ING.COM • METALDECKING@GMAIL.COM



SPECIALTY WAREHOUSE INC., DBA:

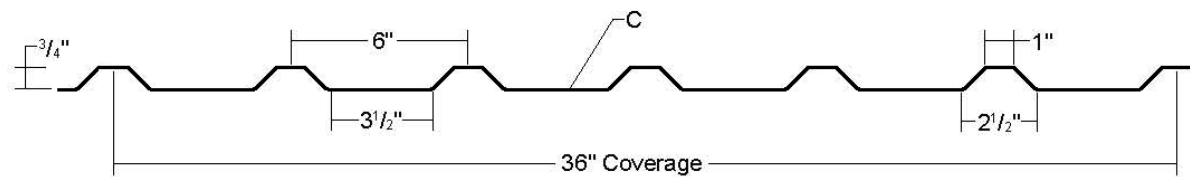
DEK-ING

Dek-Ing • In-Stock Materials Catalog 2022

•STOCK GALVALUME ROOF & SIDING PROFILES.**R-Panel**

AVAILABLE IN LENGTHS BETWEEN 1-26'

GAGE	YIELD KSI	WEIGHT PSF	TOP IN COMPRESSION		BOTTOM IN COMPRESSION	
			Ixx <i>in⁴/ft</i>	Sxx <i>in³/ft</i>	Ixx <i>in⁴/ft</i>	Sxx <i>in³/ft</i>
26 ga	80	.90	0.0360	0.0358	0.0313	0.0452
24 ga	50	1.09	0.0560	0.0579	0.0457	0.0613
22ga	50	1.43	0.0800	0.0860	0.0633	0.0816

3/4" 'U' Panel

GAGE	YIELD KSI	WEIGHT PSF	TOP IN COMPRESSION			BOTTOM IN COMPRESSION		
			Ixx <i>in⁴/ft</i>	Sxx <i>in³/ft</i>	Ma (k-in)	Ixx <i>in⁴/ft</i>	Sxx <i>in³/ft</i>	Ma (k-in)
26 ga	80	0.9	.0187	.0349	1.25	.0130	.0308	1.11

DEK-ING

888 CARDEN ST, SAN LEANDRO, CA 94577

PH: 510-553-0875 • FX: 510-553-9843 • WWW.DEK-ING.COM • METALDECKING@GMAIL.COM

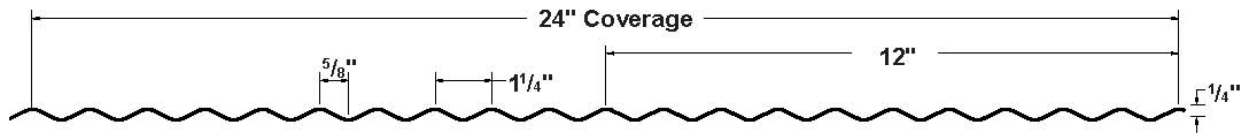
Page 6



SPECIALTY WAREHOUSE INC., DBA:

DEK-ING

Dek-Ing • In-Stock Materials Catalog 2022

•STOCK GALVALUME ROOF & SIDING PROFILES•**1/4" CORRUGATED**

AVAILABLE IN 8', 10', & 12' LENGTHS

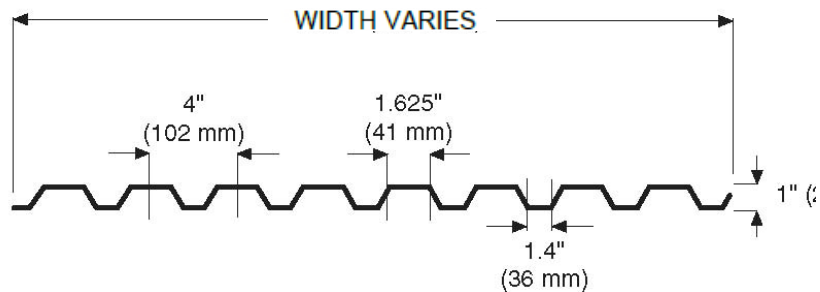
GAGE	YIELD KSI	WEIGHT PSF	TOP IN COMPRESSION		BOTTOM IN COMPRESSION	
			Ixx in ⁴ /ft	Sxx in ³ /ft	Ixx in ⁴ /ft	Sxx in ³ /ft
26 ga	50	0.86	0.0060	0.0237	0.0060	0.0237



SPECIALTY WAREHOUSE INC., DBA:

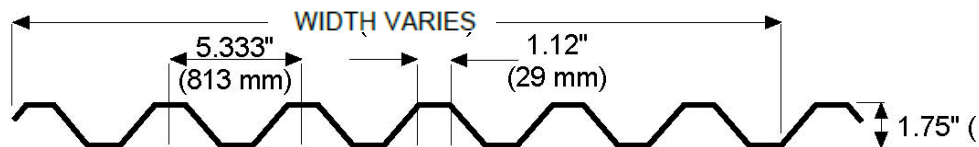
DEK-ING

Dek-Ing • In-Stock Materials Catalog 2022

•ALUMINUM ROOF & SIDING PROFILES.**4" Rib**


AVAILABLE IN LENGTHS: 12', 16' & 20'

THICKNESS	I+ (in^4/ft)	S+ (in^3/ft)	I- (in^4/ft)	S- (in^3/ft)	LBS/SQ PTD.
.040"	0.1086	0.2259	0.1086	0.2091	71.8

V-Beam

AVAILABLE IN LENGTHS: 12', 16' & 20'

THICKNESS	I+ (in^4/ft)	S+ (in^3/ft)	I- (in^4/ft)	S- (in^3/ft)	LBS/SQ PTD.
.040"	0.2526	0.2886	0.2526	0.2886	71

7/8" Corrugated

AVAILABLE STANDARD OR PERFORATED IN LENGTHS: 12', 16' & 20'

THICKNESS	I+ (in^4/ft)	S+ (in^3/ft)	I- (in^4/ft)	S- (in^3/ft)	LBS/SQ PTD.
.040"	0.0392	0.0895	0.0392	0.0895	53.7

.032 perforated 13.3% open area also available

DEK-ING

888 CARDEN ST, SAN LEANDRO, CA 94577

PH: 510-553-0875 • FX: 510-553-9843 • WWW.DEK-ING.COM • METALDECKING@GMAIL.COM

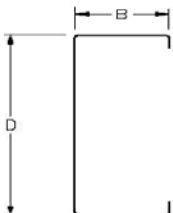


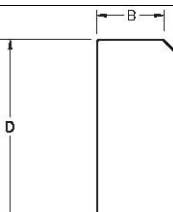
SPECIALTY WAREHOUSE INC., DBA:

DEK-ING

Dek-Ing • In-Stock Materials Catalog 2022

·STOCK GALVANIZED CEE AND ZEE PURLINS·

 <u>D x B (inches)</u>	<u>GAGE</u>	<u>WEIGHT/LF</u>	<u>STOCK LENGTHS</u>
4 X 2-1/2	14ga Galv.	2.6	20' & 25'
6 X 2-1/2	14ga Galv.	3.1	20', 25' & 30'
8 X 3-1/2	14ga Galv.	4.2	20', 25' & 30'
8 X 3-1/2	12ga Galv.	5.1	20'
10 X 3-1/2	12ga Galv.	6.6	20', 25' & 30'
12 X 3-1/2	12ga Galv.	7.3	25' & 30'

 <u>D x B (inches)</u>	<u>GAGE</u>	<u>WEIGHT/LF</u>	<u>STOCK LENGTHS</u>
4 X 2-1/2	14ga Galv.	2.6	20' & 25'
6 X 2-1/2	14ga Galv.	3.1	20', 25' & 30'
8 X 3-1/2	14ga Galv.	4.2	20', 25' & 30'
10 X 3-1/2	12ga Galv.	6.6	20', 25' & 30'
12 X 3-1/2	12 ga Galv.	7.3	20', 25' & 30'




SPECIALTY WAREHOUSE INC., DBA:

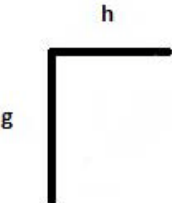
DEK-ING

Dek-Ing • In-Stock Materials Catalog 2022

· STOCK EDGE FORM & ANGLES FOR STEEL DECK.**· EDGE FORM - GALVANIZED 16GA.**

<u>DIAGRAM</u>	LENGTHS	SLAB DEPTH "A"	BEARING LEG "B"
	10' ↓	2"	2"
		2-1/2"	2"
		3"	3"
		3-1/2"	3"
		4"	3"
		4-1/2"	3"
		5"	3"
		5-1/4"	3"
		5-1/2"	3"
		6"	3"
		6-1/4"	3"
		6-1/2"	3"
		7"	3"
7-1/2"	3"		

· ANGLES – GALVANIZED 16GA.

<u>DIAGRAM</u>	LENGTHS	"H"	"G"
	10' ↓	1-5/8"	1-5/8"
		1-7/8"	2-3/8"
		2-1/8"	2-1/8"
		3-1/8"	3-1/8"
		4-1/2"	4"

DEK-ING

888 CARDEN ST, SAN LEANDRO, CA 94577

PH: 510-553-0875 • FX: 510-553-9843 • WWW.DEK-ING.COM • METALDECKING@GMAIL.COM

Page 10



SPECIALTY WAREHOUSE INC., DBA:

DEK-ING

Dek-Ing • In-Stock Materials Catalog 2022

·STOCK SHEET METAL & ANGLES FOR STEEL DECK·**· FLAT STOCK - AVAILABLE IN 10' LENGTHS**

DIAGRAM	WIDTH "e"	GAUGE	FINISH
	1-1/2"	16ga.	GALVANIZED
	7"	14ga.	GALVANIZED
	12"	14ga.	GALVANIZED
	48"	24ga.	GALVALUME
	48"	24ga.	PARCHMENT
	48"	26ga.	PAINTED WHITE
	48"	20ga.	GALVALUME
	45"	22ga.	WEATHERING STEEL

· CLOSURE ANGLES - GALVANIZED

DIAGRAM	LENGTHS	DECK DEPTH	GAUGE	"a"	"b"
	10' ↓	1-5/16" OR 1/2"	18	1-5/16"	5/8"
		1-1/2"	18	1-5/8"	1-3/8"
		2"	18	2-1/8"	1-3/8"

·STOCK FOAM PLUGS·

W2	
W3	
N-24	

DEK-ING

888 CARDEN ST, SAN LEANDRO, CA 94577

PH: 510-553-0875 • FX: 510-553-9843 • WWW.DEK-ING.COM • METALDECKING@GMAIL.COM

Page 11



SPECIALTY WAREHOUSE INC., DBA:

DEK-ING

Dek-Ing • In-Stock Materials Catalog 2022

·STOCK FOAM CLOSURES·

AVAILABLE IN TOP & BOTTOM ON ALL PROFILES

N-24	
Shallow Vercor	
1/2" Corrugated	
7/8" Corrugated	
1-5/16" Deep Vercor	
1-1/2" HR-36	
3/4" 'U' Panel	
1-1/4" 'R' Panel	
4" Rib	
V-Beam	
1-1/2" HSB-36	

DEK-ING

888 CARDEN ST, SAN LEANDRO, CA 94577

PH: 510-553-0875 • FX: 510-553-9843 • WWW.DEK-ING.COM • METALDECKING@GMAIL.COM


·STOCK SCREWS AND FASTENERS·

#14 X 1-1/2" HWH TYPE-B WITH WASHER
#14 - 14 X 1" HWH TYPE-B WITH WASHER
#14 - 14 X 2-1/2" HWH TYPE-B WITH WASHER
#14 - 10 X 1-1/2" HWH TYPE-A WITH WASHER
#14 - 14 X 1" HWH TEK-3 NO WASHER
#12 - 24 X 1" HWH TEK-5 NO WASHER
#12 - 14 X 1" HWH TEK-3 NO WASHER
#9 - 15 X 1" HWH TRUGRIP WOOD SCREW WITH WASHER
#9 - 15 X 1-1/2" HWH TRUGRIP WOOD SCREW WITH WASHER
#9 - 15 X 2" HWH TRUGRIP WOOD SCREW WITH WASHER
#9 - 15 X 2-1/2" HWH TRUGRIP WOOD SCREW WITH WASHER
#10 - 16 X 3/4" HWH WITH WASHER
#10 X 1" PANCAKE TEK-2 NO WASHER
#12 X 1" HWH TEK-2 WITH WASHER
#12 X 1-1/4" HWH TEK-5 WITH WASHER
#14 - 10 X 2" HWH TYPE-A WOOD SCREW NO WASHER
#14 - 14 X 2" HWH TYPE-B NO WASHER
#14 - 14 X 7/8" HWH TEK-1 WITH WASHER